

▶ SAMPLE PHOTOS

SAMPLE PHOTO

▶ High-quality photos form the basis for the perfect reproduction of the image and are a precondition for the application of facial biometrics in ID documents.

These sample photos show the quality features that warrant the suitability of photos for the use foreseen in ID documents. It is vital that the requirements described here be observed because otherwise biometric recognition of the applicant as well as the perfect reproduction of the image in the document are not warranted.

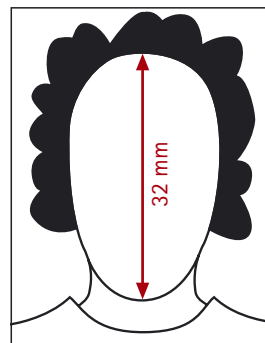
The passport applicant must generally be photographed without any headwear. The passport authority can permit exceptions to this rule especially for credible religious reasons.

Passport law foresees that no parts of uniforms be depicted on the photos. ◀

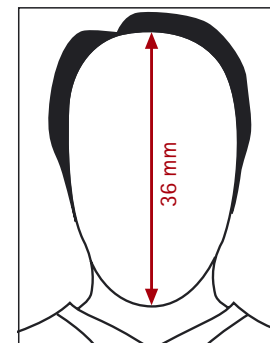
sample photo



minimum size of the face



maximum size of the face




FORMAT

▶ The photo must clearly show the person's facial features from the tip of the chin to the crown of the head as well as the left and right sides of the face. The face must take up 70 - 80% of the photo. This corresponds to a height of 32 - 36mm. In the case of voluminous hair, it must be ensured that the head (including the hairstyle) is fully depicted without reducing the size of the face, if possible. The height of the face may not be less than 32mm. The face must be centred in the photo. ◀



FOCUS AND CONTRAST

▶ The face must be sharply focused in all areas, rich in contrast and clear. ◀



ILLUMINATION

▶ The face must be evenly illuminated. Reflections or shadows on the face as well as red eyes must be avoided. ◀



BACKGROUND

▶ The background should be one colour and bright (ideally a neutral grey colour) and in a contrasting colour to the face and hair. In the case of light coloured hair, a medium-grey background is suitable whilst a light-grey background is suitable for dark hair. The background should not have any pattern.

The photo should show only the person to be photographed (no other persons or objects in the photo).

No shadows must be shown on the background. ◀



PHOTO QUALITY

▶ The photo should be printed on high-quality paper with a print resolution of at least 600 dpi (especially when taken with a digital camera).

The photo must be neutral in colour and skin tones should appear natural.

The photo should have no creases or impurities. ◀



HEAD POSITION AND FACIAL EXPRESSION

▶ The head of the person photographed should be neither at an angle nor turned (portrait style).

The person's expression should be neutral with the mouth closed and looking directly into the camera. ◀



EYES AND LINE OF SIGHT

▶ The person in the photo must look directly into the camera.

The eyes must be open and clearly visible and may not be covered by hair or spectacle frames. ◀



PERSONS WEARING GLASSES

▶ The eyes must be clearly recognisable (reflections from glasses, tinted glasses or sunglasses are not permitted).

The edge of glasses or the frame may not cover the eyes. ◀



HEADWEAR

▶ Generally speaking, headwear is not permitted. Exceptions are possible, especially for religious reasons.

In such cases, the face must be visible from the lower tip of the chin to the forehead.

No shadows should be visible on the face. ◀

